




screenSERVICE			Academic	Essential	Premium
Consumables		 screenMATRIX <ul style="list-style-type: none"> • 5 plates • uncoated control 			
		 customMATRIX <ul style="list-style-type: none"> • Your customized surface coated onto 250cm² of a standard culture ware format of your choice 			
		 customMATRIX + <ul style="list-style-type: none"> • 2 additional customized surfaces coated onto 250cm² of a standard culture ware format of your choice 			
Quantification & Analytics		 Expert consultation <ul style="list-style-type: none"> • 1 hour with our experts in cell biology and biomaterials to help you decide for the right biomatrix 			
	Microscopy	 Cell number quantification <ul style="list-style-type: none"> • 4x magnification imaging for cell surface and nuclei • Quantification (cell number and surface area/well) 			
		 Cell marker quantification <ul style="list-style-type: none"> • 3-color, 4x imaging including customer-specific stain OR • imaging of plate at 10x magnification of a center cut 			
	Analysis	 Data interpretation & reporting <ul style="list-style-type: none"> • Generated data provided as a comprehensive written report prepared by our scientists • Raw data is provided through a filesharing platform 			